

**MONTHLY REPORT OF DISBURSEMENTS**  
For the month of July 2022

Department: Department of Health (DOH)  
 Agency/Entity: Office of the Secretary  
 Operating Unit: Metro Manila Centers for Health Development  
 Organization Code (UACS): 13 001 0300013  
 Fund Cluster: 01 Regular Agency Fund


Particulars	Current Year Budget					Prior Year's Budget											Trust Liabilities				Grand Total					Remarks		
	PS	MOOE	FinEx	CO	TOTAL	Prior Year's Accounts Payable					Current Year's Accounts Payable						SUB-TOTAL	PS	MOOE	CO	TOTAL	PS	MOOE	FinEx	CO		TOTAL	
						PS	MOOE	FinEx	CO	Sub-Total	PS	MOOE	FinEx	CO	Sub-Total	TOTAL												
1	2	3	4	5	6=(2+3+4+5)	7	8	9	10	11=(7+8+9+10)	12	13	14	15	16=(12+13+14+15)	17=(11+16)	18=(6+17)	19	20	21	22=(19+20+21)	23	24	25	26	27=(23+24+25+26)	28	
CASH DISBURSEMENTS	31,009,569.05	65,514,433.19	0.00	0.00	96,524,002.24	23,170.81	53,680.60	0.00	903,134.80	979,986.21	0.00	27,265,428.17	0.00	2,506,499.39	29,771,927.56	30,751,913.77	127,275,916.01	0.00	0.00	0.00	0.00	31,032,739.86	92,833,541.96	0.00	3,409,634.19	127,275,916.01		
Notice of Cash Allocation (NCA)	31,009,569.05	65,514,433.19	0.00	0.00	96,524,002.24	23,170.81	53,680.60	0.00	903,134.80	979,986.21	0.00	27,265,428.17	0.00	2,506,499.39	29,771,927.56	30,751,913.77	127,275,916.01	0.00	0.00	0.00	0.00	31,032,739.86	92,833,541.96	0.00	3,409,634.19	127,275,916.01		
MDS Checks Issued	7,740,302.25	9,791,052.28	0.00	0.00	17,531,354.53	0.00	0.00	0.00	0.00	0.00	0.00	0.00	0.00	0.00	0.00	0.00	0.00	0.00	0.00	0.00	0.00	7,740,302.25	9,791,052.28	0.00	0.00	17,531,354.53		
Advice to Debit Account	23,269,266.80	55,723,380.91	0.00	0.00	78,992,647.71	23,170.81	53,680.60	0.00	903,134.80	979,986.21	0.00	27,265,428.17	0.00	2,506,499.39	29,771,927.56	30,751,913.77	109,744,561.48	0.00	0.00	0.00	0.00	23,292,437.61	83,042,489.68	0.00	3,409,634.19	109,744,561.48		
Notice of Transfer Allocations (NTA)	0.00	0.00	0.00	0.00	0.00	0.00	0.00	0.00	0.00	0.00	0.00	0.00	0.00	0.00	0.00	0.00	0.00	0.00	0.00	0.00	0.00	0.00	0.00	0.00	0.00	0.00		
MDS Checks Issued	0.00	0.00	0.00	0.00	0.00	0.00	0.00	0.00	0.00	0.00	0.00	0.00	0.00	0.00	0.00	0.00	0.00	0.00	0.00	0.00	0.00	0.00	0.00	0.00	0.00	0.00	0.00	
Advice to Debit Account	0.00	0.00	0.00	0.00	0.00	0.00	0.00	0.00	0.00	0.00	0.00	0.00	0.00	0.00	0.00	0.00	0.00	0.00	0.00	0.00	0.00	0.00	0.00	0.00	0.00	0.00	0.00	
Working Fund for FAPs	0.00	0.00	0.00	0.00	0.00	0.00	0.00	0.00	0.00	0.00	0.00	0.00	0.00	0.00	0.00	0.00	0.00	0.00	0.00	0.00	0.00	0.00	0.00	0.00	0.00	0.00	0.00	
Cash Disbursement Ceiling (CDC)	0.00	0.00	0.00	0.00	0.00	0.00	0.00	0.00	0.00	0.00	0.00	0.00	0.00	0.00	0.00	0.00	0.00	0.00	0.00	0.00	0.00	0.00	0.00	0.00	0.00	0.00	0.00	
<b>TOTAL CASH DISBURSEMENTS</b>	<b>31,009,569.05</b>	<b>65,514,433.19</b>	<b>0.00</b>	<b>0.00</b>	<b>96,524,002.24</b>	<b>23,170.81</b>	<b>53,680.60</b>	<b>0.00</b>	<b>903,134.80</b>	<b>979,986.21</b>	<b>0.00</b>	<b>27,265,428.17</b>	<b>0.00</b>	<b>2,506,499.39</b>	<b>29,771,927.56</b>	<b>30,751,913.77</b>	<b>127,275,916.01</b>	<b>0.00</b>	<b>0.00</b>	<b>0.00</b>	<b>0.00</b>	<b>31,032,739.86</b>	<b>92,833,541.96</b>	<b>0.00</b>	<b>3,409,634.19</b>	<b>127,275,916.01</b>		
NON-CASH DISBURSEMENTS	2,874,223.42	1,055,360.65	0.00	0.00	3,929,584.07	0.00	3,038.53	0.00	47,405.22	50,443.75	0.00	1,556,080.85	0.00	141,877.33	1,697,958.18	1,748,401.93	5,677,986.00	0.00	0.00	0.00	0.00	2,874,223.42	2,614,480.03	0.00	189,282.55	5,677,986.00		
Tax Remittance Advices Issued (TRA)	2,874,223.42	1,055,360.65	0.00	0.00	3,929,584.07	0.00	3,038.53	0.00	47,405.22	50,443.75	0.00	1,556,080.85	0.00	141,877.33	1,697,958.18	1,748,401.93	5,677,986.00	0.00	0.00	0.00	0.00	2,874,223.42	2,614,480.03	0.00	189,282.55	5,677,986.00		
Non-Cash Availment Authority (NCAA)	0.00	0.00	0.00	0.00	0.00	0.00	0.00	0.00	0.00	0.00	0.00	0.00	0.00	0.00	0.00	0.00	0.00	0.00	0.00	0.00	0.00	0.00	0.00	0.00	0.00	0.00		
Disbursements effected through outright deductions from claims (please specify...)	0.00	0.00	0.00	0.00	0.00	0.00	0.00	0.00	0.00	0.00	0.00	0.00	0.00	0.00	0.00	0.00	0.00	0.00	0.00	0.00	0.00	0.00	0.00	0.00	0.00	0.00		
Overpayment of expenses (e.g. personnel benefits)	0.00	0.00	0.00	0.00	0.00	0.00	0.00	0.00	0.00	0.00	0.00	0.00	0.00	0.00	0.00	0.00	0.00	0.00	0.00	0.00	0.00	0.00	0.00	0.00	0.00	0.00		
Restitution for loss of government property	0.00	0.00	0.00	0.00	0.00	0.00	0.00	0.00	0.00	0.00	0.00	0.00	0.00	0.00	0.00	0.00	0.00	0.00	0.00	0.00	0.00	0.00	0.00	0.00	0.00	0.00		
Liquidated damages and similar claims	0.00	0.00	0.00	0.00	0.00	0.00	0.00	0.00	0.00	0.00	0.00	0.00	0.00	0.00	0.00	0.00	0.00	0.00	0.00	0.00	0.00	0.00	0.00	0.00	0.00	0.00		
Others (e.g. TEF, BTr, Docs Stamp, Tax, etc.)	0.00	0.00	0.00	0.00	0.00	0.00	0.00	0.00	0.00	0.00	0.00	0.00	0.00	0.00	0.00	0.00	0.00	0.00	0.00	0.00	0.00	0.00	0.00	0.00	0.00	0.00		
<b>TOTAL NON-CASH DISBURSEMENTS</b>	<b>2,874,223.42</b>	<b>1,055,360.65</b>	<b>0.00</b>	<b>0.00</b>	<b>3,929,584.07</b>	<b>0.00</b>	<b>3,038.53</b>	<b>0.00</b>	<b>47,405.22</b>	<b>50,443.75</b>	<b>0.00</b>	<b>1,556,080.85</b>	<b>0.00</b>	<b>141,877.33</b>	<b>1,697,958.18</b>	<b>1,748,401.93</b>	<b>5,677,986.00</b>	<b>0.00</b>	<b>0.00</b>	<b>0.00</b>	<b>0.00</b>	<b>2,874,223.42</b>	<b>2,614,480.03</b>	<b>0.00</b>	<b>189,282.55</b>	<b>5,677,986.00</b>		
<b>GRAND TOTAL</b>	<b>33,883,792.47</b>	<b>66,569,793.84</b>	<b>0.00</b>	<b>0.00</b>	<b>100,453,586.31</b>	<b>23,170.81</b>	<b>56,719.13</b>	<b>0.00</b>	<b>950,540.02</b>	<b>1,030,429.96</b>	<b>0.00</b>	<b>28,821,509.02</b>	<b>0.00</b>	<b>2,648,376.72</b>	<b>31,469,885.74</b>	<b>32,500,315.70</b>	<b>132,953,902.01</b>	<b>0.00</b>	<b>0.00</b>	<b>0.00</b>	<b>0.00</b>	<b>33,906,963.28</b>	<b>95,448,021.99</b>	<b>0.00</b>	<b>3,598,916.74</b>	<b>132,953,902.01</b>		

**SUMMARY**


Particulars	Previous Report	This Month	As at Date
(1)	(2)	(3)	(4)
Total Disbursement Authorities Received	3,199,815,383.65	871,086,869.06	4,070,902,252.71
NCA	379,348,881.00	679,375,543.00	1,058,724,424.00
NTA	2,784,870,193.06	186,033,340.06	2,970,903,533.12
Working Fund	0.00	0.00	0.00
TRA	35,596,309.59	5,677,986.00	41,274,295.59
CDC	0.00	0.00	0.00
NCAA	0.00	0.00	0.00
Less: Notice of Transfer of Allocations (NTA)* issued	10,325,700.00	0.00	10,325,700.00
Total Disbursement Authorities Available	3,189,489,683.65	871,086,869.06	4,060,576,552.71
Less:	0.00	0.00	0.00
Lapsed NCA	21,329,697.03	0.00	21,329,697.03
Disbursements	3,168,159,986.62	132,953,902.01	3,301,113,888.63
Less: Other Non-Cash Disbursements	0.00	0.00	0.00
Disbursements effected through outright deductions from claims	0.00	0.00	0.00
Overpayment of expenses (e.g. personnel benefits)	0.00	0.00	0.00
Restitution for loss of government property	0.00	0.00	0.00
Liquidated damages and similar claims	0.00	0.00	0.00
Others (e.g. TEF, BTr, Docs Stamp, etc.)	0.00	0.00	0.00
Add/Less: Adjustments (e.g. cancelled/staled checks)	0.00	0.00	0.00
Balance of Disbursement Authorities as at date	0.00	738,132,967.05	738,132,967.05
Total Disbursements Program	3,189,489,683.65	871,086,869.06	4,060,576,552.71
Less: *Actual Disbursements	3,168,159,986.62	132,953,902.01	3,301,113,888.63
(Over)/Under spending	21,329,697.03	738,132,967.05	759,462,664.08

Notes: \* The use of NTA is discouraged  
 Notes: \*\* Amounts should tally with the grand total disbursement (column)


Certified Correct:

  
 MARJORIE G. FABUNAN, CPA  
 Accountant III  
 Date: August 8, 2022

Recommending Approval:

  
 PHILIP F. DU, CPA, MBM  
 Chief Administrative Officer  
 Date: August 8, 2022

Approved By:

  
 GLORIA J. BALBOA, MD, MPH, MHA, CEO VI, CESO III  
 Director IV  
 Date: August 8, 2022

**MONTHLY REPORT OF DISBURSEMENTS**  
For the month of August 2022

Department: Department of Health (DOH)  
 Agency/Entity: Office of the Secretary  
 Operating Unit: Metro Manila Centers for Health Development  
 Organization Code (UACS): 13 001 0300013  
 Fund Cluster: 01 Regular Agency Fund

Particulars	Current Year Budget					Prior Year's Budget											SUB-TOTAL	Trust Liabilities				Grand Total					Remarks	
	PS	MOOE	FinEx	CO	TOTAL	Prior Year's Accounts Payable					Current Year's Accounts Payable					TOTAL		PS	MOOE	CO	TOTAL	PS	MOOE	FinEx	CO	TOTAL		
						PS	MOOE	FinEx	CO	Sub-Total	PS	MOOE	FinEx	CO	Sub-Total													
<b>1</b>	<b>2</b>	<b>3</b>	<b>4</b>	<b>5</b>	<b>6=(2+3+4+5)</b>	<b>7</b>	<b>8</b>	<b>9</b>	<b>10</b>	<b>11=(7+8+9+10)</b>	<b>12</b>	<b>13</b>	<b>14</b>	<b>15</b>	<b>16=(12+13+14+15)</b>	<b>17=(11+16)</b>	<b>18=(6+17)</b>	<b>19</b>	<b>20</b>	<b>21</b>	<b>22=(19+20+21)</b>	<b>23</b>	<b>24</b>	<b>25</b>	<b>26</b>	<b>27=(23+24+25+26)</b>	<b>28</b>	
CASH DISBURSEMENTS	40,876,924.02	254,371,187.94	0.00	8,651,416.95	303,899,528.91	38,762.63	553,794,398.45	0.00	101,269,371.45	655,102,532.53	0.00	43,001,483.65	0.00	8,205,725.60	51,207,209.25	706,309,741.78	1,010,209,270.69	0.00	0.00	0.00	0.00	40,915,686.65	851,167,070.04	0.00	118,126,514.00	1,010,209,270.69		
Notice of Cash Allocation (NCA)	40,876,924.02	254,371,187.94	0.00	8,651,416.95	303,899,528.91	38,762.63	553,794,398.45	0.00	101,269,371.45	655,102,532.53	0.00	43,001,483.65	0.00	8,205,725.60	51,207,209.25	706,309,741.78	1,010,209,270.69	0.00	0.00	0.00	0.00	40,915,686.65	851,167,070.04	0.00	118,126,514.00	1,010,209,270.69		
MDS Checks Issued	6,498,038.92	180,917,879.10	0.00	0.00	187,415,918.02	3,750.00	552,738,398.45	0.00	92,719,965.27	645,462,113.72	0.00	187,500.00	0.00	0.00	187,500.00	645,649,613.72	833,065,531.74	0.00	0.00	0.00	0.00	6,501,788.92	733,843,777.55	0.00	92,719,965.27	833,065,531.74		
Advice to Debit Account	34,378,885.10	73,453,308.84	0.00	8,651,416.95	116,483,610.89	35,012.63	1,056,000.00	0.00	8,549,406.18	9,640,418.81	0.00	42,813,983.65	0.00	8,205,725.60	51,019,709.25	60,660,128.06	177,143,738.95	0.00	0.00	0.00	0.00	34,413,897.73	117,323,252.49	0.00	25,406,546.73	177,143,738.95		
Notice of Transfer Allocations (NTA)	0.00	0.00	0.00	0.00	0.00	0.00	0.00	0.00	0.00	0.00	0.00	0.00	0.00	0.00	0.00	0.00	0.00	0.00	0.00	0.00	0.00	0.00	0.00	0.00	0.00	0.00	0.00	
MDS Checks Issued	0.00	0.00	0.00	0.00	0.00	0.00	0.00	0.00	0.00	0.00	0.00	0.00	0.00	0.00	0.00	0.00	0.00	0.00	0.00	0.00	0.00	0.00	0.00	0.00	0.00	0.00	0.00	0.00
Advice to Debit Account	0.00	0.00	0.00	0.00	0.00	0.00	0.00	0.00	0.00	0.00	0.00	0.00	0.00	0.00	0.00	0.00	0.00	0.00	0.00	0.00	0.00	0.00	0.00	0.00	0.00	0.00	0.00	0.00
Working Fund for FAPs	0.00	0.00	0.00	0.00	0.00	0.00	0.00	0.00	0.00	0.00	0.00	0.00	0.00	0.00	0.00	0.00	0.00	0.00	0.00	0.00	0.00	0.00	0.00	0.00	0.00	0.00	0.00	0.00
Cash Disbursement Ceiling (CDC)	0.00	0.00	0.00	0.00	0.00	0.00	0.00	0.00	0.00	0.00	0.00	0.00	0.00	0.00	0.00	0.00	0.00	0.00	0.00	0.00	0.00	0.00	0.00	0.00	0.00	0.00	0.00	0.00
<b>TOTAL CASH DISBURSEMENTS</b>	<b>40,876,924.02</b>	<b>254,371,187.94</b>	<b>0.00</b>	<b>8,651,416.95</b>	<b>303,899,528.91</b>	<b>38,762.63</b>	<b>553,794,398.45</b>	<b>0.00</b>	<b>101,269,371.45</b>	<b>655,102,532.53</b>	<b>0.00</b>	<b>43,001,483.65</b>	<b>0.00</b>	<b>8,205,725.60</b>	<b>51,207,209.25</b>	<b>706,309,741.78</b>	<b>1,010,209,270.69</b>	<b>0.00</b>	<b>0.00</b>	<b>0.00</b>	<b>0.00</b>	<b>40,915,686.65</b>	<b>851,167,070.04</b>	<b>0.00</b>	<b>118,126,514.00</b>	<b>1,010,209,270.69</b>		
<b>NON-CASH DISBURSEMENTS</b>	<b>6,067,889.31</b>	<b>2,136,888.95</b>	<b>0.00</b>	<b>492,666.67</b>	<b>8,697,444.93</b>	<b>0.00</b>	<b>70,400.00</b>	<b>0.00</b>	<b>529,592.32</b>	<b>599,992.32</b>	<b>0.00</b>	<b>2,457,480.71</b>	<b>0.00</b>	<b>466,820.31</b>	<b>2,924,301.02</b>	<b>3,524,293.34</b>	<b>12,221,738.27</b>	<b>0.00</b>	<b>0.00</b>	<b>0.00</b>	<b>0.00</b>	<b>6,067,889.31</b>	<b>4,664,769.66</b>	<b>0.00</b>	<b>1,489,079.30</b>	<b>12,221,738.27</b>		
Tax Remittance Advices Issued (TRA)	6,067,889.31	2,136,888.95	0.00	492,666.67	8,697,444.93	0.00	70,400.00	0.00	529,592.32	599,992.32	0.00	2,457,480.71	0.00	466,820.31	2,924,301.02	3,524,293.34	12,221,738.27	0.00	0.00	0.00	0.00	6,067,889.31	4,664,769.66	0.00	1,489,079.30	12,221,738.27		
Non-Cash Availment Authority (NCAA)	0.00	0.00	0.00	0.00	0.00	0.00	0.00	0.00	0.00	0.00	0.00	0.00	0.00	0.00	0.00	0.00	0.00	0.00	0.00	0.00	0.00	0.00	0.00	0.00	0.00	0.00	0.00	0.00
Disbursements effected through outright deductions from claims (please specify...)	0.00	0.00	0.00	0.00	0.00	0.00	0.00	0.00	0.00	0.00	0.00	0.00	0.00	0.00	0.00	0.00	0.00	0.00	0.00	0.00	0.00	0.00	0.00	0.00	0.00	0.00	0.00	0.00
Overpayment of expenses (e.g. personnel benefits)	0.00	0.00	0.00	0.00	0.00	0.00	0.00	0.00	0.00	0.00	0.00	0.00	0.00	0.00	0.00	0.00	0.00	0.00	0.00	0.00	0.00	0.00	0.00	0.00	0.00	0.00	0.00	0.00
Restitution for loss of government property	0.00	0.00	0.00	0.00	0.00	0.00	0.00	0.00	0.00	0.00	0.00	0.00	0.00	0.00	0.00	0.00	0.00	0.00	0.00	0.00	0.00	0.00	0.00	0.00	0.00	0.00	0.00	0.00
Liquidated damages and similar claims	0.00	0.00	0.00	0.00	0.00	0.00	0.00	0.00	0.00	0.00	0.00	0.00	0.00	0.00	0.00	0.00	0.00	0.00	0.00	0.00	0.00	0.00	0.00	0.00	0.00	0.00	0.00	0.00
Others (e.g. TEF, BTR, Documentary Stamp Tax, etc.)	0.00	0.00	0.00	0.00	0.00	0.00	0.00	0.00	0.00	0.00	0.00	0.00	0.00	0.00	0.00	0.00	0.00	0.00	0.00	0.00	0.00	0.00	0.00	0.00	0.00	0.00	0.00	0.00
<b>TOTAL NON-CASH DISBURSEMENTS</b>	<b>6,067,889.31</b>	<b>2,136,888.95</b>	<b>0.00</b>	<b>492,666.67</b>	<b>8,697,444.93</b>	<b>0.00</b>	<b>70,400.00</b>	<b>0.00</b>	<b>529,592.32</b>	<b>599,992.32</b>	<b>0.00</b>	<b>2,457,480.71</b>	<b>0.00</b>	<b>466,820.31</b>	<b>2,924,301.02</b>	<b>3,524,293.34</b>	<b>12,221,738.27</b>	<b>0.00</b>	<b>0.00</b>	<b>0.00</b>	<b>0.00</b>	<b>6,067,889.31</b>	<b>4,664,769.66</b>	<b>0.00</b>	<b>1,489,079.30</b>	<b>12,221,738.27</b>		
<b>GRAND TOTAL</b>	<b>46,944,813.33</b>	<b>256,508,076.89</b>	<b>0.00</b>	<b>9,144,083.62</b>	<b>312,596,973.84</b>	<b>38,762.63</b>	<b>553,864,798.45</b>	<b>0.00</b>	<b>101,798,963.77</b>	<b>655,702,524.85</b>	<b>0.00</b>	<b>45,458,964.36</b>	<b>0.00</b>	<b>8,672,545.91</b>	<b>54,131,510.27</b>	<b>709,834,035.12</b>	<b>1,022,431,008.96</b>	<b>0.00</b>	<b>0.00</b>	<b>0.00</b>	<b>0.00</b>	<b>46,983,575.96</b>	<b>855,831,839.70</b>	<b>0.00</b>	<b>119,615,593.30</b>	<b>1,022,431,008.96</b>		

**SUMMARY**

Particulars (1)	Previous Report (2)	This Month (3)	As at Date (4)
Total Disbursement Authorities Received	4,070,902,252.71	548,754,497.26	4,619,656,749.97
NCA	1,058,724,424.00	478,890,451.00	1,537,614,875.00
NTA	2,970,903,533.12	57,642,307.99	3,028,545,841.11
Working Fund	0.00	0.00	0.00
TRA	41,274,295.59	12,221,738.27	53,496,033.86
CDC	0.00	0.00	0.00
NCAA	0.00	0.00	0.00
Less: Notice of Transfer of Allocations (NTA)* issued	10,325,700.00	0.00	10,325,700.00
Total Disbursement Authorities Available	4,060,576,552.71	548,754,497.26	4,609,331,049.97
Less:	0.00	0.00	0.00
Lapsed NCA	21,329,697.03	0.00	21,329,697.03
Disbursements	3,301,113,888.63	1,022,431,008.96	4,323,544,897.59
Less: Other Non-Cash Disbursements	0.00	0.00	0.00
Disbursements effected through outright deductions from claims	0.00	0.00	0.00
Overpayment of expenses (e.g. personnel benefits)	0.00	0.00	0.00
Restitution for loss of government property	0.00	0.00	0.00
Liquidated damages and similar claims	0.00	0.00	0.00
Others (e.g. TEF, BTR, Docs Stamp, etc.)	0.00	0.00	0.00
Add/Less: Adjustments (e.g. cancelled/stale checks)	0.00	0.00	0.00
Balance of Disbursement Authorities as at date	738,132,967.05	(473,676,511.70)	264,456,455.35
Total Disbursements Program	4,060,576,552.71	548,754,497.26	4,609,331,049.97
Less: *Actual Disbursements	3,301,113,888.63	1,022,431,008.96	4,323,544,897.59
(Over)/Under spending	759,462,664.08	(473,676,511.70)	285,786,152.38

Notes: \* The use of NTA is discouraged  
 Notes: \*\* Amounts should tally with the grand total disbursement (column 27).

Certified Correct:

MARJORIE G. FABUNAN, CPA  
 Accountant III  
 Date: September 7, 2022

Recommending Approval:

PHILIP F. DU, CPA, MBM  
 Chief Administrative Officer  
 Date: September 7, 2022

Approved By:

GLORIA J. BALBOA, MD, MPH, MHA, CEO VI, CESO III  
 Director IV  
 Date: September 7, 2022

MONTHLY REPORT OF DISBURSEMENTS

For the month of September 2022

Department: Department of Health (DOH)  
 Agency/Entity: Office of the Secretary  
 Operating Unit: Metro Manila Centers for Health Development  
 Organization Code (UACS): 13 001 0300013  
 Fund Cluster: 01 Regular Agency Fund


Particulars	Current Year Budget					Prior Year's Budget											SUB-TOTAL	Trust Liabilities				Grand Total					Remarks		
	PS	MOOE	FinEx	CO	TOTAL	Prior Year's Accounts Payable					Current Year's Accounts Payable					TOTAL		PS	MOOE	CO	TOTAL	PS	MOOE	FinEx	CO	TOTAL			
						PS	MOOE	FinEx	CO	Sub-Total	PS	MOOE	FinEx	CO	Sub-Total														
1	2	3	4	5	6=(2+3+4+5)	7	8	9	10	11=(7+8+9+10)	12	13	14	15	16=(12+13+14+15)	17=(11+16)	18=(6+17)	19	20	21	22=(19+20+21)	23	24	25	26	27=(23+24+25+26)	28		
CASH DISBURSEMENTS	29,700,453.41	1,278,281,539.97	0.00	1,061,393.13	1,309,043,386.51	31,777.84	(680,850,477.62)	0.00	61,108.35	(680,757,591.43)	0.00	153,677.76	0.00	0.00	153,677.76	(680,603,913.67)	628,439,472.84	0.00	0.00	0.00	0.00	29,732,231.25	597,584,740.11	0.00	1,122,501.48	628,439,472.84			
Notice of Cash Allocation (NCA)	29,700,453.41	1,278,281,539.97	0.00	1,061,393.13	1,309,043,386.51	31,777.84	(680,850,477.62)	0.00	61,108.35	(680,757,591.43)	0.00	153,677.76	0.00	0.00	153,677.76	(680,603,913.67)	628,439,472.84	0.00	0.00	0.00	0.00	29,732,231.25	597,584,740.11	0.00	1,122,501.48	628,439,472.84			
MDS Checks Issued	6,460,045.46	1,206,517,193.79	0.00	0.00	1,212,977,239.25	31,777.84	(680,938,668.20)	0.00	0.00	(680,906,910.36)	0.00	0.00	0.00	0.00	0.00	(680,906,910.36)	532,070,328.89	0.00	0.00	0.00	0.00	6,481,823.30	525,578,505.59	0.00	0.00	532,070,328.89			
Advice to Debit Account	23,240,407.95	71,764,346.18	0.00	1,061,393.13	96,066,147.26	0.00	88,210.58	0.00	61,108.35	149,318.93	0.00	153,677.76	0.00	0.00	153,677.76	302,996.69	96,369,143.95	0.00	0.00	0.00	0.00	23,240,407.95	72,006,234.52	0.00	1,122,501.48	96,369,143.95			
Notice of Transfer Allocations (NTA)	0.00	0.00	0.00	0.00	0.00	0.00	0.00	0.00	0.00	0.00	0.00	0.00	0.00	0.00	0.00	0.00	0.00	0.00	0.00	0.00	0.00	0.00	0.00	0.00	0.00	0.00	0.00		
MDS Checks Issued	0.00	0.00	0.00	0.00	0.00	0.00	0.00	0.00	0.00	0.00	0.00	0.00	0.00	0.00	0.00	0.00	0.00	0.00	0.00	0.00	0.00	0.00	0.00	0.00	0.00	0.00	0.00		
Advice to Debit Account	0.00	0.00	0.00	0.00	0.00	0.00	0.00	0.00	0.00	0.00	0.00	0.00	0.00	0.00	0.00	0.00	0.00	0.00	0.00	0.00	0.00	0.00	0.00	0.00	0.00	0.00	0.00	0.00	
Working Fund for FAPs	0.00	0.00	0.00	0.00	0.00	0.00	0.00	0.00	0.00	0.00	0.00	0.00	0.00	0.00	0.00	0.00	0.00	0.00	0.00	0.00	0.00	0.00	0.00	0.00	0.00	0.00	0.00	0.00	
Cash Disbursement Ceiling (CDC)	0.00	0.00	0.00	0.00	0.00	0.00	0.00	0.00	0.00	0.00	0.00	0.00	0.00	0.00	0.00	0.00	0.00	0.00	0.00	0.00	0.00	0.00	0.00	0.00	0.00	0.00	0.00	0.00	
TOTAL CASH DISBURSEMENTS	29,700,453.41	1,278,281,539.97	0.00	1,061,393.13	1,309,043,386.51	31,777.84	(680,850,477.62)	0.00	61,108.35	(680,757,591.43)	0.00	153,677.76	0.00	0.00	153,677.76	(680,603,913.67)	628,439,472.84	0.00	0.00	0.00	0.00	29,732,231.25	597,584,740.11	0.00	1,122,501.48	628,439,472.84			
NON-CASH DISBURSEMENTS	2,835,785.58	2,341,651.87	0.00	60,078.87	5,237,516.32	0.00	2,550.26	0.00	3,010.65	5,560.91	0.00	8,698.74	0.00	0.00	8,698.74	14,259.65	5,251,775.97	0.00	0.00	0.00	0.00	2,835,785.58	2,352,900.87	0.00	63,089.52	5,251,775.97			
Tax Remittance Advices Issued (TRA)	2,835,785.58	2,341,651.87	0.00	60,078.87	5,237,516.32	0.00	2,550.26	0.00	3,010.65	5,560.91	0.00	8,698.74	0.00	0.00	8,698.74	14,259.65	5,251,775.97	0.00	0.00	0.00	0.00	2,835,785.58	2,352,900.87	0.00	63,089.52	5,251,775.97			
Non-Cash Availment Authority (NCAA)	0.00	0.00	0.00	0.00	0.00	0.00	0.00	0.00	0.00	0.00	0.00	0.00	0.00	0.00	0.00	0.00	0.00	0.00	0.00	0.00	0.00	0.00	0.00	0.00	0.00	0.00	0.00		
Disbursements effected through outright deductions from claims (please specify .)	0.00	0.00	0.00	0.00	0.00	0.00	0.00	0.00	0.00	0.00	0.00	0.00	0.00	0.00	0.00	0.00	0.00	0.00	0.00	0.00	0.00	0.00	0.00	0.00	0.00	0.00	0.00	0.00	
Overpayment of expenses(e.g. personnel benefits)	0.00	0.00	0.00	0.00	0.00	0.00	0.00	0.00	0.00	0.00	0.00	0.00	0.00	0.00	0.00	0.00	0.00	0.00	0.00	0.00	0.00	0.00	0.00	0.00	0.00	0.00	0.00	0.00	
Restitution for loss of government property	0.00	0.00	0.00	0.00	0.00	0.00	0.00	0.00	0.00	0.00	0.00	0.00	0.00	0.00	0.00	0.00	0.00	0.00	0.00	0.00	0.00	0.00	0.00	0.00	0.00	0.00	0.00	0.00	
Liquidated damages and similar claims	0.00	0.00	0.00	0.00	0.00	0.00	0.00	0.00	0.00	0.00	0.00	0.00	0.00	0.00	0.00	0.00	0.00	0.00	0.00	0.00	0.00	0.00	0.00	0.00	0.00	0.00	0.00	0.00	
Others(TEF, BTI-Documentary Stamp Tax, etc.)	0.00	0.00	0.00	0.00	0.00	0.00	0.00	0.00	0.00	0.00	0.00	0.00	0.00	0.00	0.00	0.00	0.00	0.00	0.00	0.00	0.00	0.00	0.00	0.00	0.00	0.00	0.00	0.00	
TOTAL NON-CASH DISBURSEMENTS	2,835,785.58	2,341,651.87	0.00	60,078.87	5,237,516.32	0.00	2,550.26	0.00	3,010.65	5,560.91	0.00	8,698.74	0.00	0.00	8,698.74	14,259.65	5,251,775.97	0.00	0.00	0.00	0.00	2,835,785.58	2,352,900.87	0.00	63,089.52	5,251,775.97			
GRAND TOTAL	32,536,238.99	1,280,623,191.84	0.00	1,121,472.00	1,314,280,902.83	31,777.84	(680,847,927.36)	0.00	64,119.00	(660,752,030.52)	0.00	162,376.50	0.00	0.00	162,376.50	(680,589,654.02)	633,691,248.81	0.00	0.00	0.00	0.00	32,568,016.83	599,937,640.98	0.00	1,185,591.00	633,691,248.81			

SUMMARY


Particulars	Previous Report	This Month	As at Date
(1)	(2)	(3)	(4)
Total Disbursement Authorities Received	4,619,656,749.97	409,235,426.95	5,028,892,176.92
NCA	1,537,614,875.00	49,578,391.00	1,587,193,266.00
NTA	3,028,545,841.11	354,405,259.98	3,382,951,101.09
Working Fund	0.00	0.00	0.00
TRA	53,496,033.86	5,251,775.97	58,747,809.83
CDC	0.00	0.00	0.00
NCAA	0.00	0.00	0.00
Less: Notice of Transfer of Allocations (NTA)* issued	10,325,700.00	40,000,000.00	50,325,700.00
Total Disbursement Authorities Available	4,609,331,049.97	369,235,426.95	4,978,566,476.92
Less:	0.00	0.00	0.00
Lapsed NCA	21,329,897.03	633.49	21,330,330.52
Disbursements	4,323,544,897.59	633,691,248.81	4,957,236,146.40
Less: Other Non-Cash Disbursements	0.00	0.00	0.00
Disbursements effected through outright deductions from claims	0.00	0.00	0.00
Overpayment of expenses(e.g. personnel benefits)	0.00	0.00	0.00
Restitution for loss of government property	0.00	0.00	0.00
Liquidated damages and similar claims	0.00	0.00	0.00
Others (e.g. TEF, BTI, Docs Stamp, etc.)	0.00	0.00	0.00
Add/Less: Adjustments (e.g. cancelled/staled checks)	0.00	0.00	0.00
Balance of Disbursement Authorities as at date	264,456,455.35	(264,456,455.35)	0.00
Total Disbursements Program	4,609,331,049.97	369,235,426.95	4,978,566,476.92
Less: *Actual Disbursements	4,323,544,897.59	633,691,248.81	4,957,236,146.40
(Over)/Under spending	285,786,152.38	(264,455,821.86)	21,330,330.52

Notes: \* The use of NTA is discouraged  
 Notes: \*\* Amounts should tally with the grand total disbursement (column 27).


Certified Correct:

  
 MARJORIE G. FABUNAN, CPA  
 Accountant III  
 Date: October 7, 2022

Recommending Approval:

  
 PHILIP F. DU, CPA, MBM  
 Chief Administrative Officer  
 Date: October 7, 2022

Approved By:


  
 GLORIA J. BALBOA, MD, MPH, MHA, CEO VI, CESO III  
 Director IV  
 Date: October 7, 2022


QUARTERLY REPORT OF REVENUE AND OTHER RECEIPTS


As at the Quarter Ending September 30, 2022

Department : Department of Health (DOH)  
 Agency : Office of the Secretary  
 Operating Unit : Metro Manila Centers for Health Development  
 Organization Code (UACS) : 13 001 0300013  
 Fund Cluster : 01 - Regular Agency Fund

Classification/Sources of Revenue and Other Receipts	UACS CODE	REVENUE TARGET (Annual) per BESF	Actual Revenue and Other Receipts Collections					Cumulative Remittance/Deposits to Date			Variance		Remarks
			1st Quarter Ending March 31	2nd Quarter Ending June 30	3rd Quarter Ending Sept. 30	4th Quarter Ending Dec. 31	Total	Remittance to BTr	Deposited with AGDB	TOTAL	Amount	%	
1	2	3	4	5	6	7	8=[(6+(-)7)-8+9]	9	10	11=(9+10)	12=(8-3)	13=(12/3)	14
<b>Regular Agency Fund</b>		5,745,000.00	4,827,524.97	25,411,726.98	43,964,040.00	0.00	74,203,291.95	74,659,583.44	0.00	74,659,583.44	68,458,291.95	1,192 %	
<b>Revenue Collections</b>		5,745,000.00	1,913,287.65	1,548,750.96	1,485,618.00	0.00	4,947,656.61	4,961,406.71	0.00	4,961,406.71	(797,343.39)	-14 %	
<b>Cash Revenue</b>		5,745,000.00	1,913,287.65	1,548,750.96	1,485,618.00	0.00	4,947,656.61	4,961,406.71	0.00	4,961,406.71	(797,343.39)	-14 %	
<b>Non-Tax</b>		5,745,000.00	1,913,287.65	1,548,750.96	1,485,618.00	0.00	4,947,656.61	4,961,406.71	0.00	4,961,406.71	(797,343.39)	-14 %	
Other Permit Fees	4020101099	806,000.00	253,850.00	235,900.00	344,750.00	0.00	834,500.00	823,500.00	0.00	823,500.00	28,500.00	4 %	
Registration Fees	4020102000	6,000.00	2,600.00	2,000.00	1,600.00	0.00	6,200.00	6,200.00	0.00	6,200.00	200.00	3 %	
Clearance Fees	4020104001	3,000.00	0.00	2,800.00	5,600.00	0.00	8,400.00	8,400.00	0.00	8,400.00	5,400.00	180 %	
Certification Fees	4020104002	10,000.00	5,000.00	2,000.00	4,000.00	0.00	11,000.00	11,000.00	0.00	11,000.00	1,000.00	10 %	
Licensing Fees	4020108000	4,033,000.00	467,337.65	219,550.96	212,668.00	0.00	899,556.61	924,306.71	0.00	924,306.71	(3,133,443.39)	-78 %	
Application Fees	4020113003	0.00	500.00	0.00	0.00	0.00	500.00	500.00	0.00	500.00	500.00	0 %	
Fines and Penalties - Service Income	4020114000	887,000.00	1,184,000.00	1,086,500.00	917,000.00	0.00	3,187,500.00	3,187,500.00	0.00	3,187,500.00	2,300,500.00	259 %	
<b>Non-Revenue Collections/Other Receipts</b>		0.00	2,914,237.32	23,862,976.02	42,478,422.00	0.00	69,255,635.34	69,698,176.73	0.00	69,698,176.73	69,255,635.34	0 %	
<b>Cash Receipts</b>		0.00	2,914,237.32	23,862,976.02	42,478,422.00	0.00	69,255,635.34	69,698,176.73	0.00	69,698,176.73	69,255,635.34	0 %	
<b>Others</b>		0.00	2,914,237.32	23,862,976.02	42,478,422.00	0.00	69,255,635.34	69,698,176.73	0.00	69,698,176.73	69,255,635.34	0 %	
Petty Cash	1010102000	0.00	138.69	0.00	29,381.02	0.00	29,519.71	29,519.71	0.00	29,519.71	29,519.71	0 %	
Due from National Government Agencies	1030301000	0.00	20,577.66	3,899,837.96	3,618,093.70	0.00	7,538,509.32	7,538,509.32	0.00	7,538,509.32	7,538,509.32	0 %	
Due from Government-Owned and/or Controlled Corporations	1030302000	0.00	0.00	1,000,000.00	0.00	0.00	1,000,000.00	1,000,000.00	0.00	1,000,000.00	1,000,000.00	0 %	
Due from Local Government Units	1030303000	0.00	184,220.70	7,819,106.39	35,315,653.82	0.00	43,318,980.91	43,318,980.91	0.00	43,318,980.91	43,318,980.91	0 %	
Other Receivables	1030599000	0.00	1,639,944.16	10,831,471.54	1,333,110.26	0.00	13,804,525.96	14,142,041.11	0.00	14,142,041.11	13,804,525.96	0 %	
Advances for Special Disbursing Officer	1990103000	0.00	906,937.47	137,287.72	1,977,075.00	0.00	3,021,300.19	3,197,415.63	0.00	3,197,415.63	3,021,300.19	0 %	
Guaranty/Security Deposits Payable	2040104000	0.00	64,954.95	0.00	0.00	0.00	64,954.95	64,954.95	0.00	64,954.95	64,954.95	0 %	
Government Equity	3010101000	0.00	39,240.04	51,432.18	0.00	0.00	90,672.22	90,672.22	0.00	90,672.22	90,672.22	0 %	
Sale of Unserviceable Property	4060102000	0.00	4,695.00	0.00	8,000.00	0.00	12,695.00	12,695.00	0.00	12,695.00	12,695.00	0 %	
Miscellaneous Income	4060999000	0.00	53,528.65	117,840.23	197,108.20	0.00	368,477.08	297,387.88	0.00	297,387.88	368,477.08	0 %	
Clothing/Uniform Allowance - Civilian	5010204001	0.00	0.00	6,000.00	0.00	0.00	6,000.00	6,000.00	0.00	6,000.00	6,000.00	0 %	
<b>TOTAL</b>		5,745,000.00	4,827,524.97	25,411,726.98	43,964,040.00	0.00	74,203,291.95	74,659,583.44	0.00	74,659,583.44	68,458,291.95	1,192 %	

Certified Correct:  
  
 MARJORIE G. FABUNAN, CPA  
 Accountant III  
 Date: 10/11/2022

Recommending Approval:  
  
 PHILIP F. DU, CPA, MBM  
 Chief Administrative Officer  
 Date: 10/11/2022

Approved By:  
  
 GLORIA J. BALBOA, MD, MPH, MHA, CEO VI, CESO III  
 Director IV  
 Date: 10/11/2022